

The woman also gave some of the fruit to her husband, and he ate it. Then God came into the garden. When God discovered the serpent had misled the woman and the man, He punished the animal. What did God say?

Unscramble the missing words to find out.



"Because you have _____ this, _____
 eodn suerd
 are you _____ all the livestock and all the
 beova
 _____ ! You will _____
 wldi manaisl lrawc
 on your _____ and you will eat _____ all
 lyelb tusb
 the _____ of your _____."



What did God do to Adam and Eve?

He _____ them _____ of the _____.
 estn uto enragd


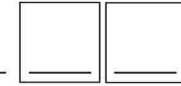

Ages 7+

February 27, 2022 • Genesis 3:1-15

Adam and Eve Disobey God

A crafty animal came to tempt Adam and Eve.
 What kind of animal was it?

Write the names of the pictures, then write
 the letters from the boxes on the lines below.



Answer:

We're so glad to be worshipping with you! At West Hills,
 we partner with parents in our belief that children are

Growing on the Journey:


Knowing Jesus. Loving Jesus. Serving Jesus. Sharing Jesus.

For more opportunities for kids and families, please check out whcomaha.org
 and join the West Hills Parents group on the @WestHillsOmaha Facebook

The serpent said, “Did God really say, ‘You must not eat from any tree in the garden’?”
What did the woman tell the serpent?

Working left to right, first write all of the 1's.
Then write all the 2's. Continue with the 3's, then the 4's.

1 We	2 garden	3 that	4 you	1 may	2 You
3 is	4 must	1 eat	2 must	3 in	4 not
1 fruit	2 not	3 the	4 touch	1 from	2 eat
3 middle	4 it	1 the	2 fruit	3 of	4 or
1 trees	2 from	3 the	4 you	1 in	2 the
3 garden	4 will	1 the	2 tree	3 and	4 die



The woman said,

“ _____ ”

_____ ,

but God did say, '_____


_____ , _____ , _____ , _____ ,

_____ , _____ , _____ , _____ , _____ .

But the serpent lied to the woman.
The serpent said, “You will not surely die.”

Read what happened next, then find the underlined words below.

They are $\uparrow \downarrow \rightarrow \swarrow \nwarrow \nearrow$.





When the woman saw that the fruit of the tree was good for food and pleasing to the eye, and also desirable for gaining wisdom, she took some and ate it.

L	L	K	C	H	J	D	C	N	D	T	K	L	E	Y	E	R	T
F	B	H	D	Y	B	W	A	K	V	K	M	Q	U	O	I	N	S
M	E	L	I	J	Z	I	B	S	H	C	M	P	C	B	H	D	H
G	W	D	J	Z	S	E	R	J	D	I	G	A	N	F	O	G	U
N	K	R	O	Q	N	H	P	A	M	E	H	L	E	J	G	K	F
H	N	Y	P	O	N	B	P	A	U	W	I	B	F	K	J	A	L
O	K	M	I	O	F	V	Z	O	N	B	I	M	P	I	P	D	F
L	B	A	G	R	A	O	D	I	N	V	T	S	E	C	C	W	B
C	K	R	T	D	I	L	F	W	L	M	C	L	D	K	V	H	V
P	O	E	B	Q	S	C	P	S	M	W	B	O	P	E	C	M	K
G	J	P	F	R	K	H	Y	A	G	K	E	L	Q	J	O	Z	B
Q	I	D	D	C	W	A	L	U	N	T	J	H	I	A	N	Z	A
S	H	Q	E	A	D	V	G	S	F	R	G	Q	S	T	M	D	B
R	R	E	S	G	Z	P	P	O	N	J	H	R	I	V	A	H	A
G	A	U	I	N	P	B	F	A	O	G	T	I	S	H	W	C	H
S	Z	Y	R	K	H	F	A	F	J	G	A	R	A	J	V	K	Z
F	M	E	A	C	Q	L	K	F	E	C	I	Z	U	B	V	K	N
K	L	J	B	V	W	K	Y	A	D	H	K	H	G	R	D	E	I
T	W	V	E	C	F	A	I	C	W	K	P	L	T	F	F	D	S
H	A	E	Q	Z	Y	A	L	G	C	S	B	Q	C	C	C	U	A
B	A	B	E	I	B	V	J	R	J	I	V	A	R	G	S	B	E
F	B	E	I	Q	K	P	O	L	N	K	E	A	H	T	F	E	L
S	L	R	Q	P	O	L	C	R	J	I	K	M	L	K	I	K	P
W	D	C	O	C	Z	D	K	E	D	K	O	L	J	D	J	F	I
F	V	O	C	R	B	G	N	Y	K	E	C	V	A	T	E	U	L
Y	T	B	U	J	A	O	H	L	K	G	A	F	M	G	H	V	D
Z	U	B	L	A	O	H	L	K	B	J	J	I	A	N	O	K	B
C	S	G	P	S	Q	C	H	M	B	J	F	I	I	O	K	B	B

God sent Adam and Eve out of the garden.

Match the shapes.




Ages 3+

February 27, 2022 • Genesis 3:1-15

Adam and Eve Disobey God

God told Adam not to eat the fruit from a special tree. A crafty serpent lied to Eve. She ate from that tree.

Find the hidden animals.



We're so glad to be worshipping with you! At West Hills,
we partner with parents in our belief that children are

Growing on the Journey:


Knowing Jesus. Loving Jesus. Serving Jesus. Sharing Jesus.

For more opportunities for kids and families, please check out whcomaha.org
and join the West Hills Parents group on the @WestHillsOmaha Facebook

Eve gave some of the fruit to Adam.
He ate it, too.

Connect the dots.

12345678910 1112 ABCDEFGHIJKLMNOP



Adam and Eve tried to hide from God.
Why were they afraid?

Use this code to find the missing letters.

• = A •• = E ••• = I •••• = O

TH _ Y H _ D
 D _ S _ B _ Y _ D
 G _ D .

